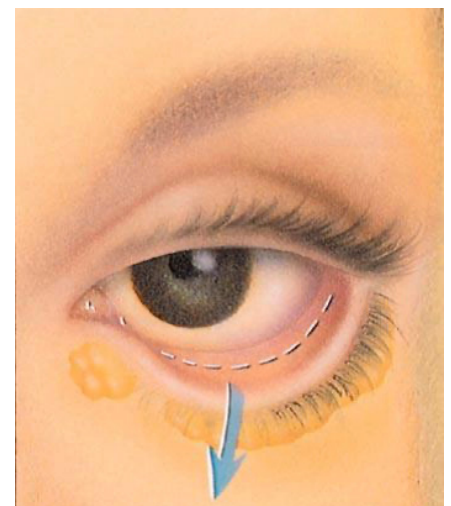



Blepharoplasty

Eyelid surgery can provide drastic improvement in the upper and lower eyelids and the surrounding areas. This degree of correction of drooping eyelids, bags or puffiness can only be achieved surgically by repositioning muscle, redistributing fat that has settled into contours of the face, and removing excess skin. Typically, blepharoplasty is done in conjunction with skin resurfacing techniques, as well as non-surgical treatments such as Botox or dermal fillers.

BLEPHAROPLASTY SURGERY CAN TREAT:

- Bags under the eyes
- Excess skin and fine wrinkles of the lower eyelids
- Droopiness of the lower eyelids, showing white below the iris
- Excess fatty deposits that appear as puffiness in the upper eyelids
- Excess skin that hangs down from the upper eyelid, sometimes impairing vision
- Loose or sagging skin that creates folds, or hides the natural contour of the upper eyelid



801.785.8825



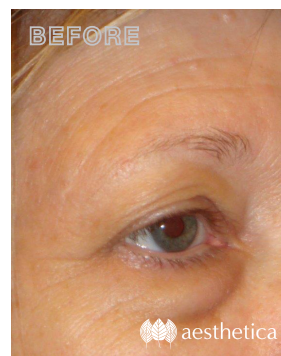
www.croftsmd.com

Kimball M. Crofts, MD
BOARD CERTIFIED PLASTIC SURGEON

© Kimball M. Crofts, MD, PC and Aesthetica Plastic Surgery. Rev. 05/2021



Blepharoplasty



PROCEDURE: Droopy upper eyelids are corrected with an incision within the natural crease, where Dr. Crofts can reposition fat deposits, tighten muscles and tissues, and remove excess skin to make it firmer. Corrections of the lower eyelid may be made by using a transconjunctival incision, one hidden inside the lower eyelid. Through this incision, fat is either redistributed or removed, and muscles are tightened. An alternative method is done through an incision just below the lower lash line - these incisions are well concealed within natural structures of the eyelid region. The procedure is done in an outpatient facility under general anesthesia.

RECOVERY: Once the procedure is completed, lubricating ointment and cold compresses may be applied, and in some cases the patient's eyes may be covered loosely with gauze. Patients will initially have some swelling, bruising, irritation or dry eyes, with some discomfort that can be controlled with medication. Patients will need to keep their head elevated at all times until initial swelling has subsided. Patients will also need to protect their eyes from bright light, sun or wind with sunglasses. Final results will appear over time, generally within several weeks. It may take up to a year for incision lines to fully refine.



COMPLICATIONS: Complications with blepharoplasty are very rare. Some possible and rare complications can include, but are not limited to: hematoma, chemosis, lower eyelid mal-positioning, eye closure deficit, epicanthus, lagophthalmos, eyelid ptosis, eyebrow ptosis, senile orbit and diplopia.

801.785.8825



www.croftsmd.com

Kimball M. Crofts, MD
BOARD CERTIFIED PLASTIC SURGEON

© Kimball M. Crofts, MD, PC and Aesthetica Plastic Surgery. Rev. 05/2021

